

Control Box

CB3T



Features

- ◆ CB3T is compact control box designed for home bed, care bed, and other furniture applications. It is able to drive up to 3 actuators.
- ◆ Main applications : home care, furniture
- ◆ Input voltage : 230V AC 50Hz / 120V AC 60Hz (Transformer)
100~240V AC, 50/60Hz (SMPS)
- ◆ Output voltage : 24V DC / 12V DC
- ◆ Max. current : 3A / 6A @ 24V / 12V DC
- ◆ Overload protection current : 3A (each actuator independently)
- ◆ Max. number of actuators this control box can drive : 3
- ◆ Duty cycle : 10% or 2 min continuous operation in 20 min.
- ◆ IP Protection level : IP20
- ◆ Protection class : Class II
- ◆ Color : Black
- ◆ Certified : EN60335-1, EN55014-1, EN55014-2
- ◆ Cable type : power cord

Options

- ◆ Synchronization of 2 actuators, High power transformer
(Output: 24V DC / 12V DC @ 4.5 / 9 Amp max.)
- ◆ Internal Switching Mode Power Supply (SMPS)

Compatibility

1. Handset

Function	Moteck Communication type	Compatible handsets
Standard, without synchronization	P1	HA, HC, HD, HF, HJ, HI, HM, H2N, HT, TXH3+TXA4
2-Actuator Synchronization	P2	HM

Remarks: DIN plug with Moteck F type plug shape

2. Actuator

Function	Positioning feedback	Compatible actuators
Standard, without synchronization	No sensor	FD60, FD20, FD50, GD70, PD63, BD61, LD2, LD3, LD10, LD20, MD50, MD51, MD52
2-Actuator Synchronization	Hall effect sensors x 2	FD60, FD20, FD50, GD70, PD63, BD61, LD3, LD20



Remarks: DIN plug with Moteck F type plug shape



Moteck F type plug shape





Operational Guide


- ◆ For optional function of 2-actuator synchronization (with example of HM 6-key handset):


-Press  and  at the same time, the actuators will extend to the top and then retract to the bottom which means the learning process is finished.


-Press  for extend 2 actuators.

-Press  for retract 2 actuators

-Press  button for 2 seconds, and the LED will flash slowly, then press ,  or  to store the positions have been stored.

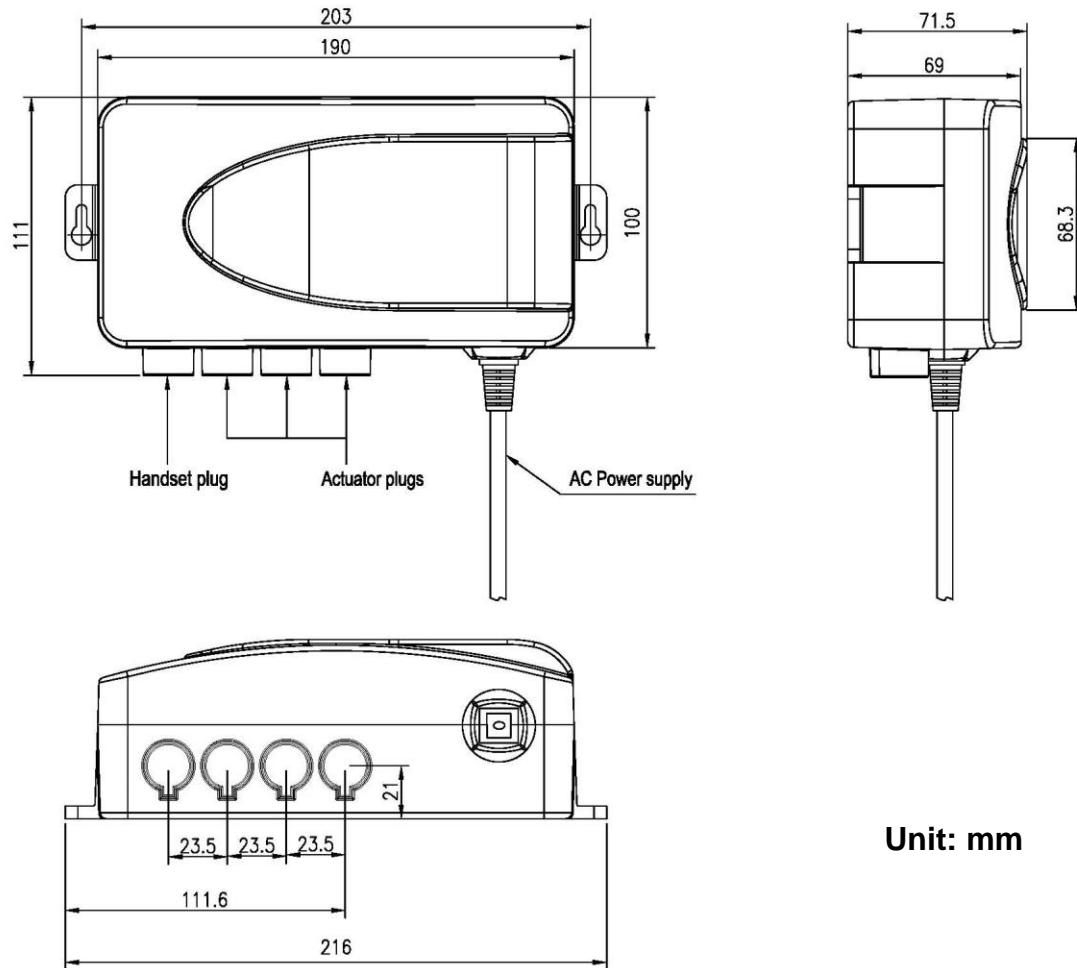
-Press Button  to drive actuator toward position 1 has been stored.

-Press Button  to drive actuator toward position 2 has been stored.

-Press Button  to drive actuator toward position 3 has been stored.



Dimension



Unit: mm

Ordering Key

CB3T—□□□□—**24**—□—□□□

Input Voltage

120 : 120V AC

230 : 230V AC

ISW1 : Internal SMPS (100 ~240V AC)

(Need to be chosen with SYH)

Output Voltage

24 : 24V DC

Number of Motors

1 : for 1 actuator

2 : for 2 actuators

3 : for 3 actuators

Options

SY : Synchronization of 2 actuators, only for 2 actuators (low rpm.)

SYH : Synchronization of 2 actuators, only for 2 actuators (high 6000 rpm.)

Terms of Use

The user is responsible for determining the suitability of MOTECK products for specific applications. Due to continuous development in order to improve its products, MOTECK products are subject to frequent modifications and changes without prior notice. MOTECK reserves the right to discontinue the sale of any products displayed on its website or listed in its catalogue or other written materials drawn up by MOTECK.